

eco- Profil

... more than just a pretty face

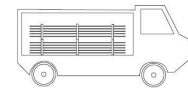
STORAGE:

Dry shelter, well ventilated, away from direct sun exposure



TRANSPORTATION:

Horizontally, on evenly distributed supports

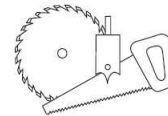


HANDLING:

Unload the products with care

INSTALLATION:

Can be worked with standard wood working tools



VENTILATION:

Typically 25mm (1") from the support surface
Upper and lower ventilation slots to remain open

MOUNTING:

| End-to-end gap (mm) between boards for an expected surface temperature increase to 60°C | | | | |
|---|--------------|-----|-------|-------|
| Board temperature during installation (°C) | Board length | | | |
| | 2,4 m | 3 m | 3,6 m | 4,8 m |
| 10 | 4 | 5 | 6 | 8 |
| 15 | 4 | 5 | 6 | 8 |
| 20 | 3 | 4 | 5 | 6 |
| 25 | 3 | 4 | 5 | 6 |
| 30 | 3 | 4 | 4 | 5 |
| 35 | 3 | 4 | 4 | 5 |

The decking must span at least three joists.

Only use stainless steel fixtures.

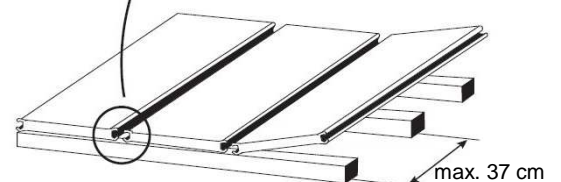
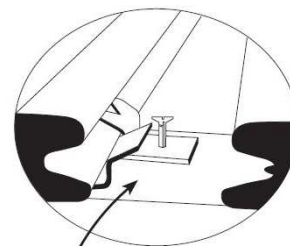
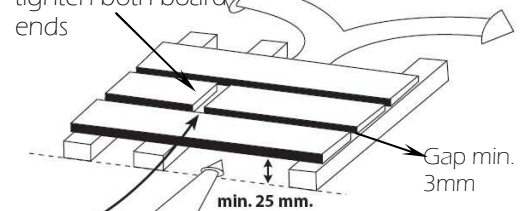
Gap to be kept between the first board and an obstacle (e.g. a wall): keep 1 cm.

Supports clearance:

Max. 37 cm (14") centre distance for residential use

Max. 30 cm (12") centre distance for commercial use

Always support and tighten both board ends



COLOURS & STRUCTURE:

Brushed surfaces; keep orientation for colour uniformity.